


Rhythmuskärtchen

BEIDE HÄNDE
OBERSCHENKEL

ABWECHSELND
OBERSCHENKEL

KLATSCHEN

AUF BRUST
KLOPFEN



RECHTER FUß
STAMPFEN

1 2 3 4

Detailed description: This block shows the first four measures of the rhythm exercise. Measure 1: A quarter note on G4, followed by a quarter rest, then a quarter note on G4. Measure 2: A quarter note on G4, followed by a quarter note on A4, then a quarter note on B4. Measure 3: A quarter note on G4, followed by a quarter note on A4, then a quarter note on B4. Measure 4: A quarter note on G4, followed by a quarter note on A4, then a quarter note on B4.



5 6 7 8

Detailed description: This block shows measures 5 through 8. Measure 5: A quarter note on G4, followed by a quarter note on A4, then a quarter note on B4. Measure 6: A quarter note on G4, followed by a quarter note on A4, then a quarter note on B4. Measure 7: A quarter note on G4, followed by a quarter note on A4, then a quarter note on B4. Measure 8: A quarter note on G4, followed by a quarter note on A4, then a quarter note on B4.




9 10 11 12

Detailed description: This block shows measures 9 through 12. Measure 9: A quarter note on G4, followed by a quarter note on A4, then a quarter note on B4. Measure 10: A quarter note on G4, followed by a quarter note on A4, then a quarter note on B4. Measure 11: A quarter note on G4, followed by a quarter note on A4, then a quarter note on B4. Measure 12: A quarter note on G4, followed by a quarter note on A4, then a quarter note on B4.




13 14 15 16

Detailed description: This block shows measures 13 through 16. Measure 13: A quarter note on G4, followed by a quarter note on A4, then a quarter note on B4. Measure 14: A quarter note on G4, followed by a quarter note on A4, then a quarter note on B4. Measure 15: A quarter note on G4, followed by a quarter note on A4, then a quarter note on B4. Measure 16: A quarter note on G4, followed by a quarter note on A4, then a quarter note on B4.



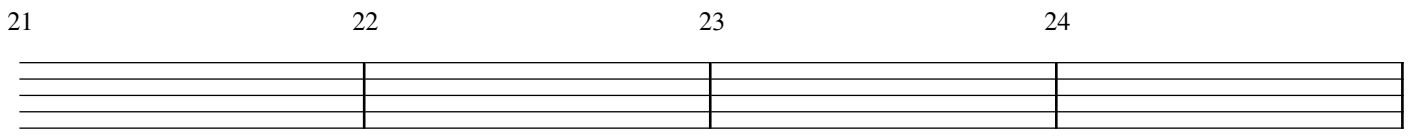
17 18 19 20

Detailed description: This block shows measures 17 through 20. Measure 17: A quarter note on G4, followed by a quarter note on A4, then a quarter note on B4. Measure 18: A quarter note on G4, followed by a quarter note on A4, then a quarter note on B4. Measure 19: A quarter note on G4, followed by a quarter note on A4, then a quarter note on B4. Measure 20: A quarter note on G4, followed by a quarter note on A4, then a quarter note on B4.



21 22 23 24

Detailed description: This block shows measures 21 through 24. Measure 21: A quarter note on G4, followed by a quarter note on A4, then a quarter note on B4. Measure 22: A quarter note on G4, followed by a quarter note on A4, then a quarter note on B4. Measure 23: A quarter note on G4, followed by a quarter note on A4, then a quarter note on B4. Measure 24: A quarter note on G4, followed by a quarter note on A4, then a quarter note on B4.



21 22 23 24

Detailed description: This block shows four empty musical staves, one for each measure from 21 to 24, intended for the student to write their own rhythm.